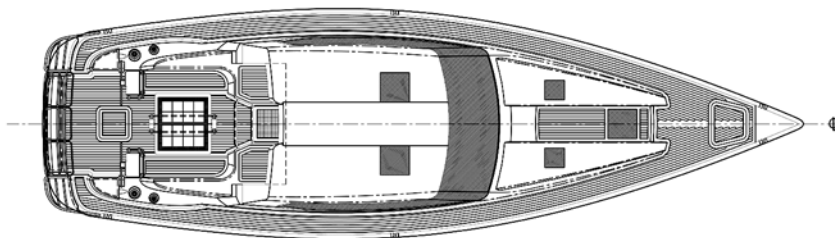
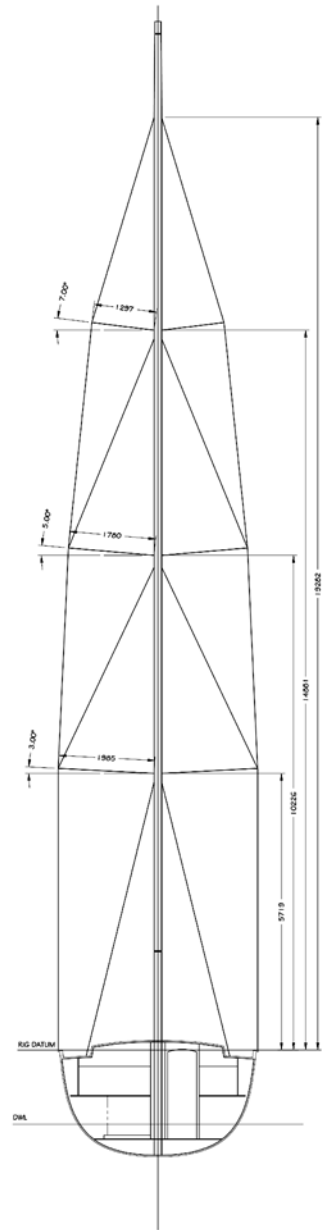
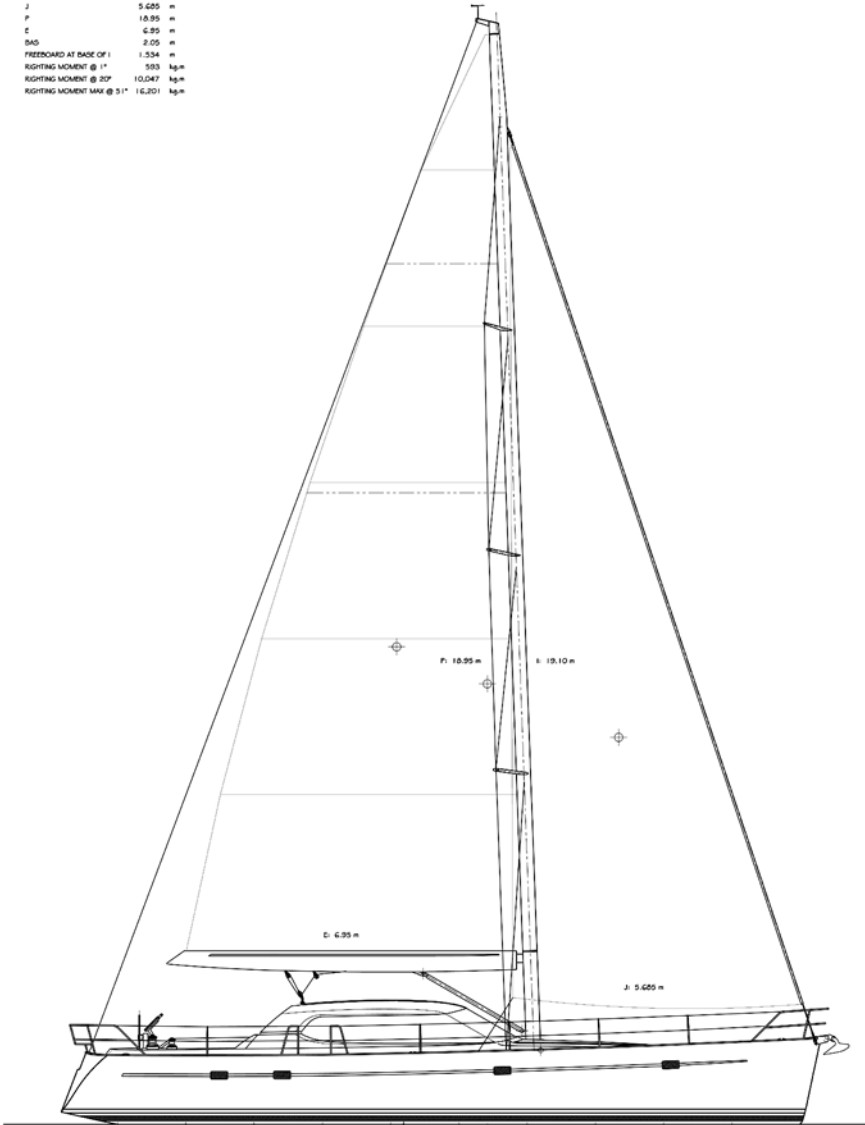


PRINCIPAL DIMENSIONS

LOA	15.65	m	51'	3"
LWL	14.10	m	46'	3"
BEAM	4.76	m	15'	6 1/2"
DEAUGHT FULL	0.704	m	2'	3 1/2"
DEAUGHT	2.200	m	7'	2 1/2"
DISPLACEMENT	17,542	KG	38,671	LBS
SAIL AREA - JIB	53.6	m ²	577	sq ft
MAINSAIL	74.5	m ²	801	sq ft
FUEL	1100	LT	284	GALLONS
FRESH WATER	640	LT	142	GALLONS
ENGINE - YANMAR ALPHA HTB	64.6	KW	110	HP
		0	KW	0
		0	HP	0
				MAXIMUM RATING
DISPLACEMENT LENGTH RATIO	1.69			
SAIL AREA DISPLACEMENT RATIO	19.8			
RIG DIMENSIONS:				
I	19.10	m		
J	5.685	m		
P	10.95	m		
C	6.95	m		
DAD	2.05	m		
FREEBOARD AT BASE OF I	1.534	m		
RIGHTING MOMENT @ 1°	503	kg-m		
RIGHTING MOMENT @ 20°	10,047	kg-m		
RIGHTING MOMENT MAX @ 51°	16,201	kg-m		



REVISIONS:			
DATE	DESCRIPTION	BY/CHK	REV
14-7-09	DIMENSIONS UPDATED, DETAILS ADDED	WH	A
20-7-09	DECK LINES UPDATED	WH	B

THIS DRAWING AND THE INFORMATION CONTAINED HEREON IS SUPPLIED ON THE UNDERSTANDING THAT IT IS THE EXCLUSIVE PROPERTY OF PETER LOWE DESIGN PTY LTD AND MUST NOT BE USED OR REPRODUCED IN WHOLE OR IN PART WITHOUT PERMISSION IN WRITING. ONE BOAT ONLY MAY BE BUILT FROM THESE DRAWINGS.

PETER LOWE DESIGN 
 PO. BOX 34 AVALON BEACH, NSW, 2107, AUSTRALIA.
 PHONE: (02) 9973 1130 FAX: (02) 9973 1142
 info@peterlowedesign.com www.peterlowedesign.com

BUIZEN 51'				
SAIL PLAN				
DRAWN:	DATE:	SCALE:	DRAWING NO.:	SZ:
WH	APRIL '09	1:50	09-02-GO1 B	A1